

# STUDENT FEEDBACK ANALYSIS REPORT FOR SEMESTER 1 (BATCH 2021-23)

(Mid. Semester)

## 1. INTRODUCTION

Student's feedback is taken for all batches at the mid semester and end of the semester and by the Batch-in-Charge to get a student perspective on the requirements in the class, subject and the curriculum in general as it helps the faculty to design their teaching methods in a way that can be more helpful and beneficial to students as well as it helps the organization to better plan the subjects offered, faculties to be allotted, add on trainings to be given besides getting their views on the different departments of the organization.

## 2. METHOD

The feedback was taken by circulating a Google form with all students at the end of the Semester 1 conducted for PGDM batch 2021-23.

Through the feedback form thus circulated each student was asked to rate each faculty that taught him/her during the Semester on a scale of 1 to 4 on the following parameters:

1. Teaching Methodology
2. Language/Voice Clarity
3. Behavior with Students
4. Interaction with students during the class
5. Use of business relevant concepts while explaining concepts

The students were asked to rate the faculty on above parameters on a scale of 1 to 4. For better clarity and uniformity in responses the students were given what each number on the scale denote for the surveyor. The detailed scale is given below:

- 1 for Poor
- 2 for Average
- 3 for Good
- 4 for Very Good

3. **SAMPLE FORM:** You can find question as seen by the students in the picture below.

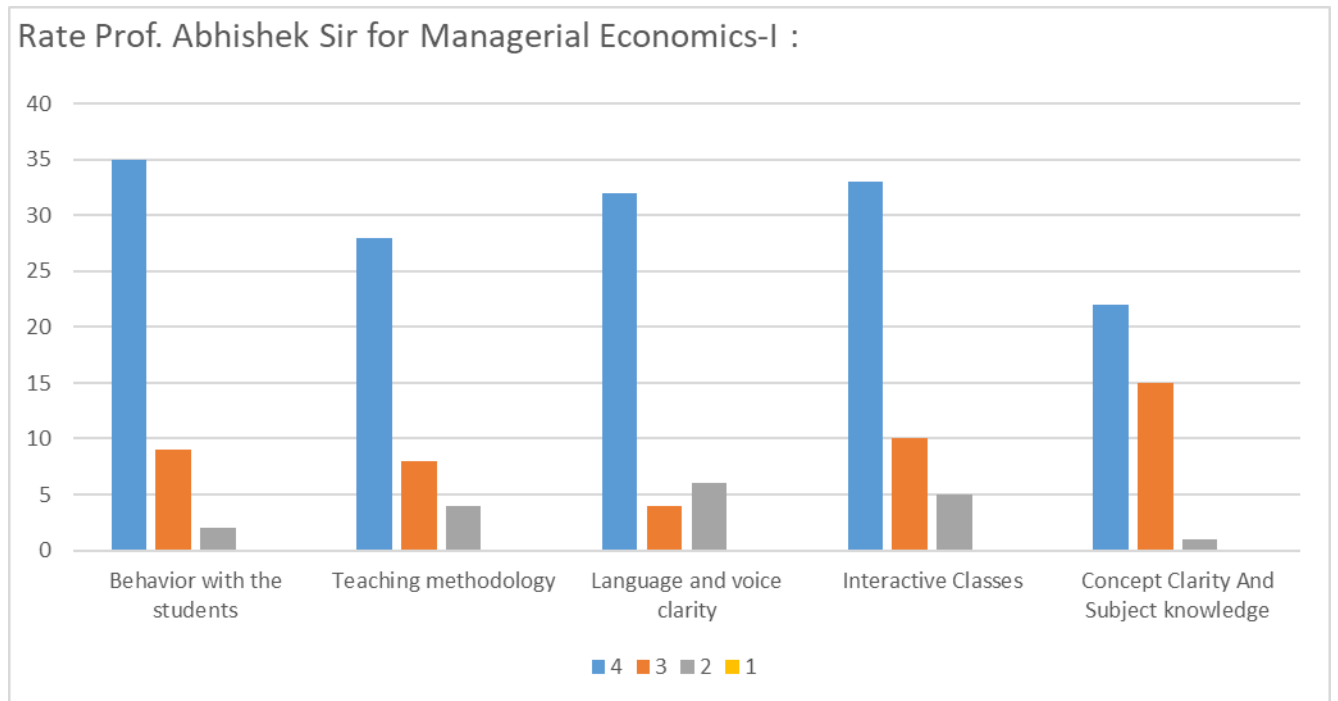
Rate Madhup Gandhi Sir for Operations & Supply chain Management: \*

	4	3	2	1
Behavior with the s...	<input type="radio"/>	<input type="radio"/>	<input type="radio"/>	<input type="radio"/>
Teaching methodo...	<input type="radio"/>	<input type="radio"/>	<input type="radio"/>	<input type="radio"/>
Language and voic...	<input type="radio"/>	<input type="radio"/>	<input type="radio"/>	<input type="radio"/>
Interactive Classes	<input type="radio"/>	<input type="radio"/>	<input type="radio"/>	<input type="radio"/>
Concept Clarity An...	<input type="radio"/>	<input type="radio"/>	<input type="radio"/>	<input type="radio"/>

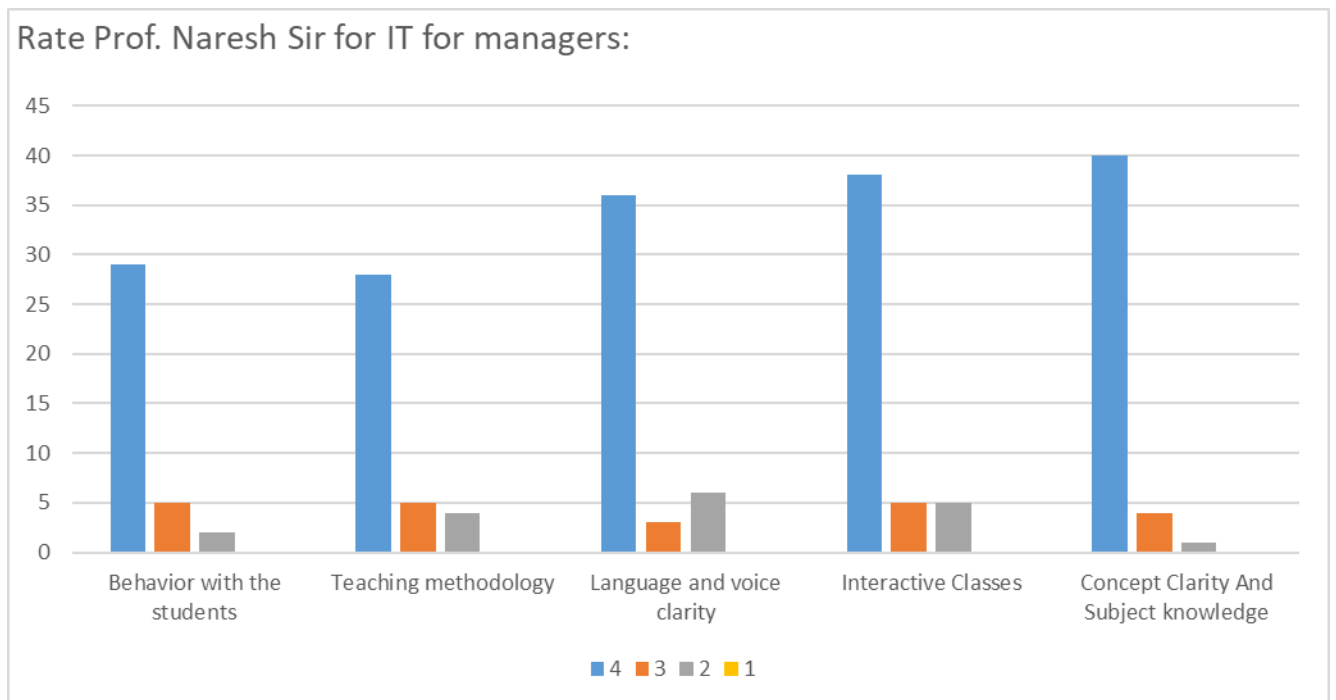
#### 4. SUMMARY

There were 6 sections for the SEM 1 batch 2021-23. At an average strength of each section being 30, the total strength of the Semester 1 batch 2021-23 was 180. List of professors and graph of feedback of respective professor is given below.

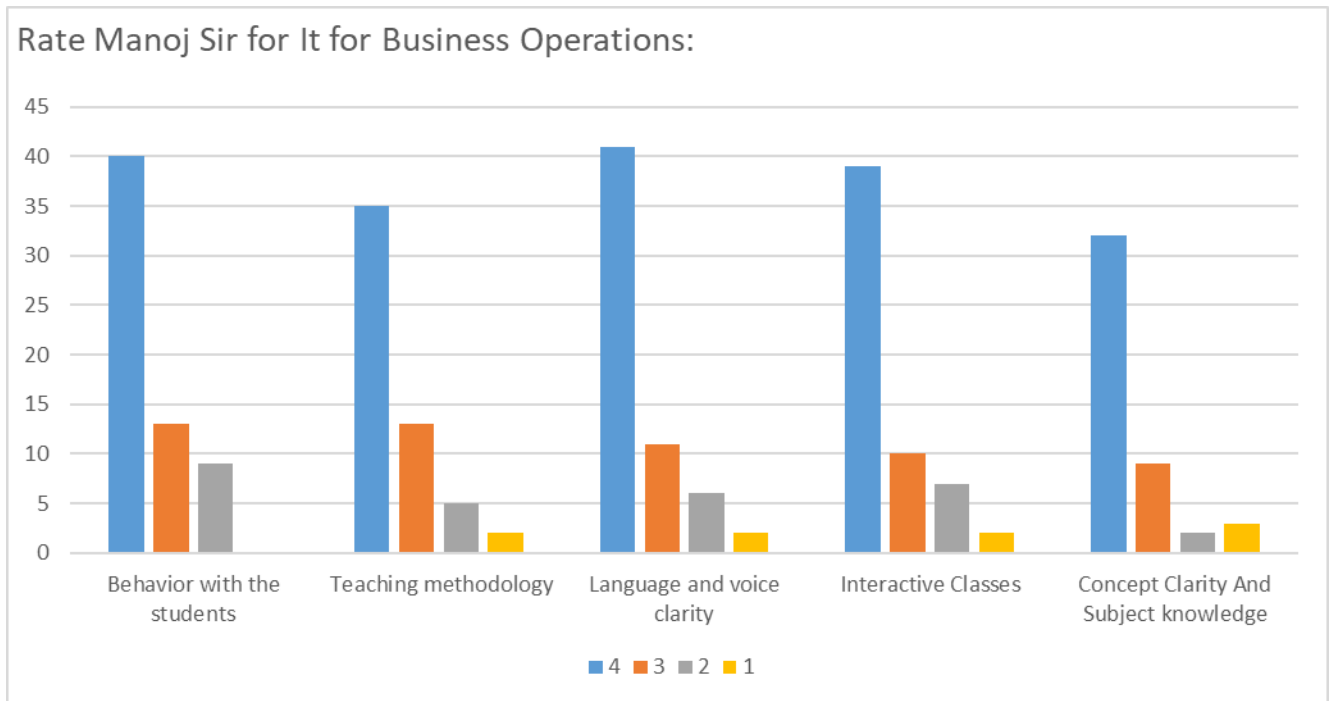
**Prof. Abhishek:** With overall rating of 3.61 Prof. Abhishek sir was very well received by the students. Abhishek sir was rated **good to very good** by the student community.



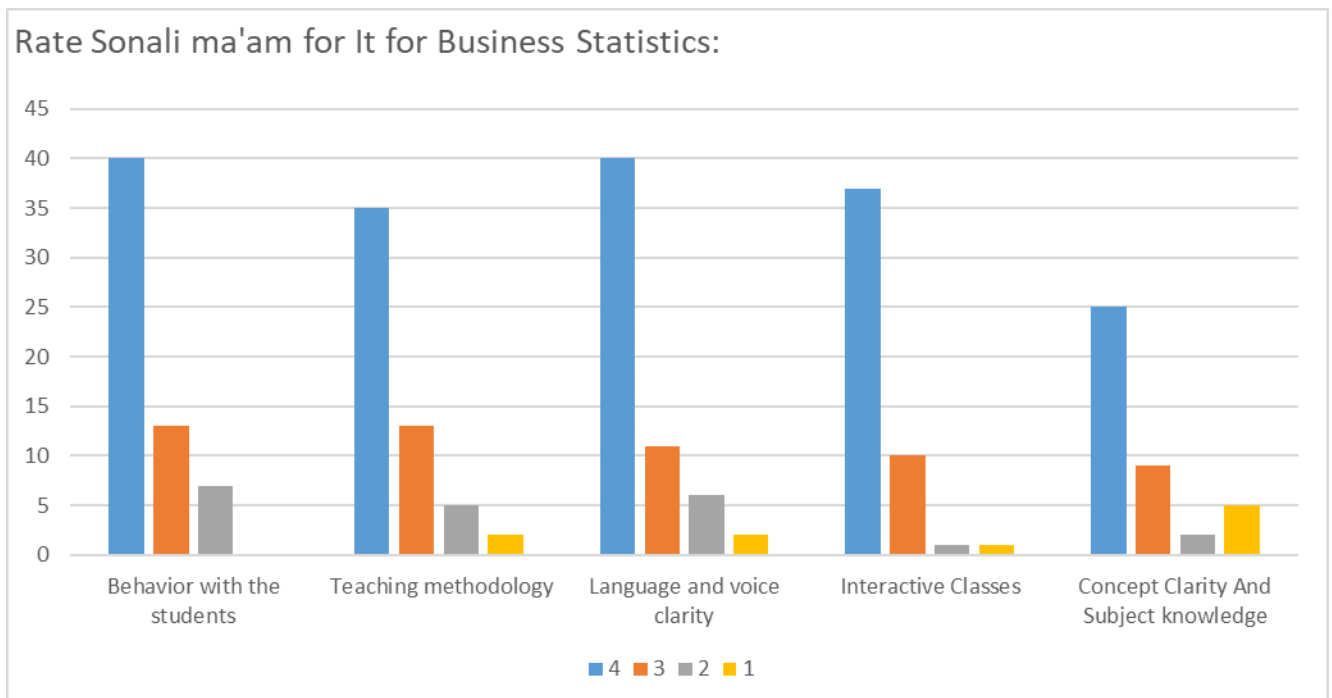
**Prof. Naresh:** With overall rating of 3.72 Prof. Naresh sir was very well received by the students. Naresh sir was rated **good to very good** by the student community.



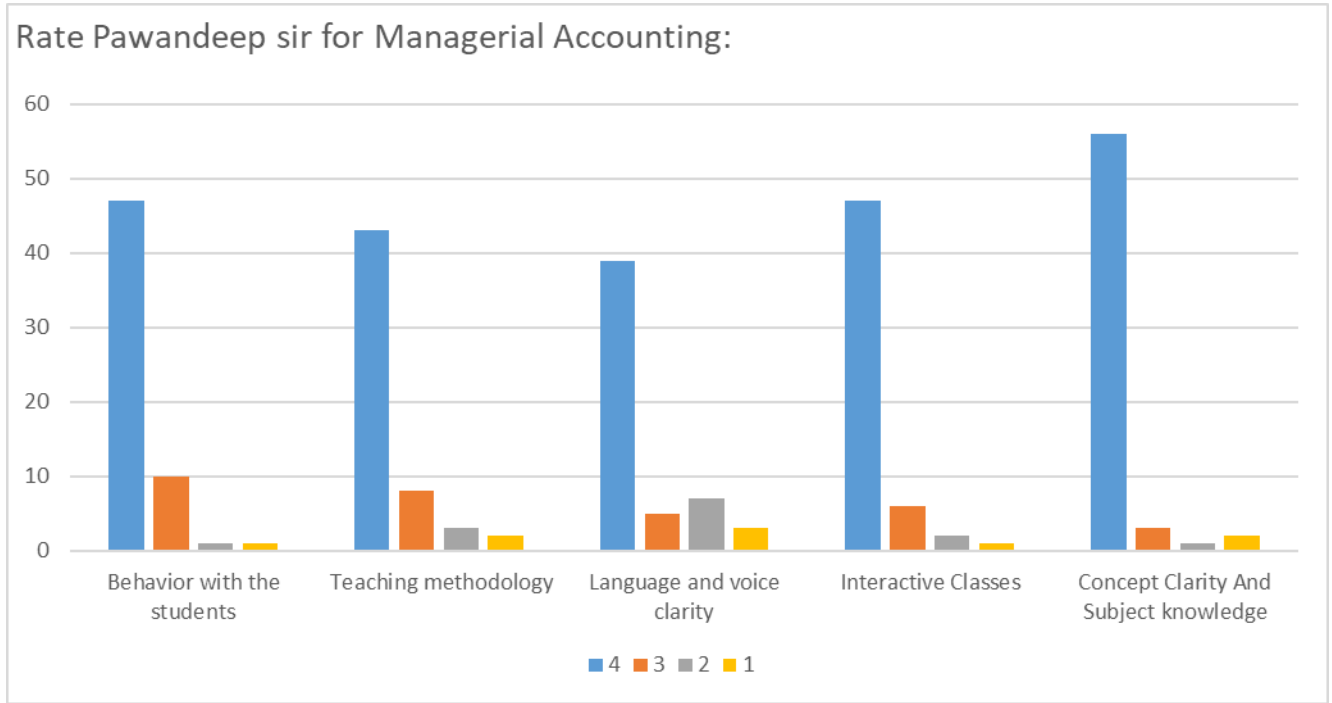
**Prof. Manoj:** With overall rating of 3.49 Prof. Manoj sir was very well received by the students. Manoj sir was rated **good to very good** by the student community.



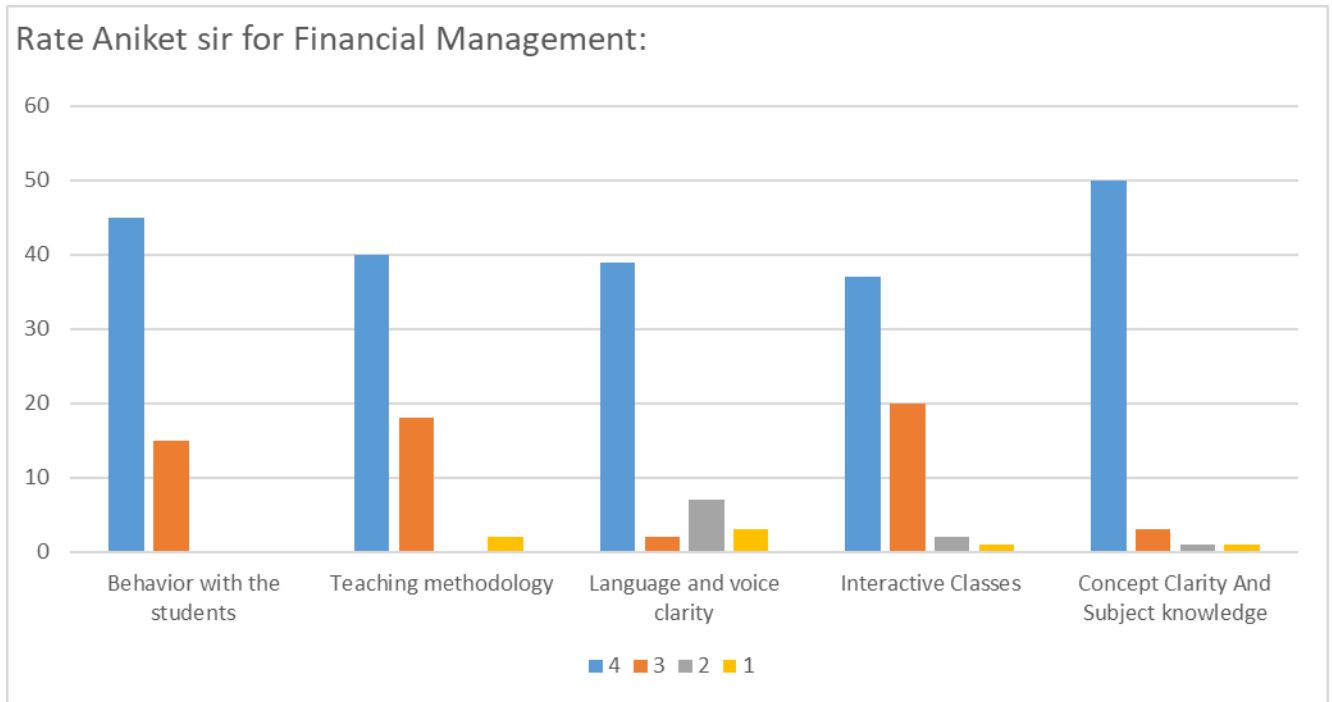
**Prof. Sonali:** With overall rating of 3.5 Prof. Sonali ma'am was well received by the students. Sonali ma'am was rated **good** by the student community.



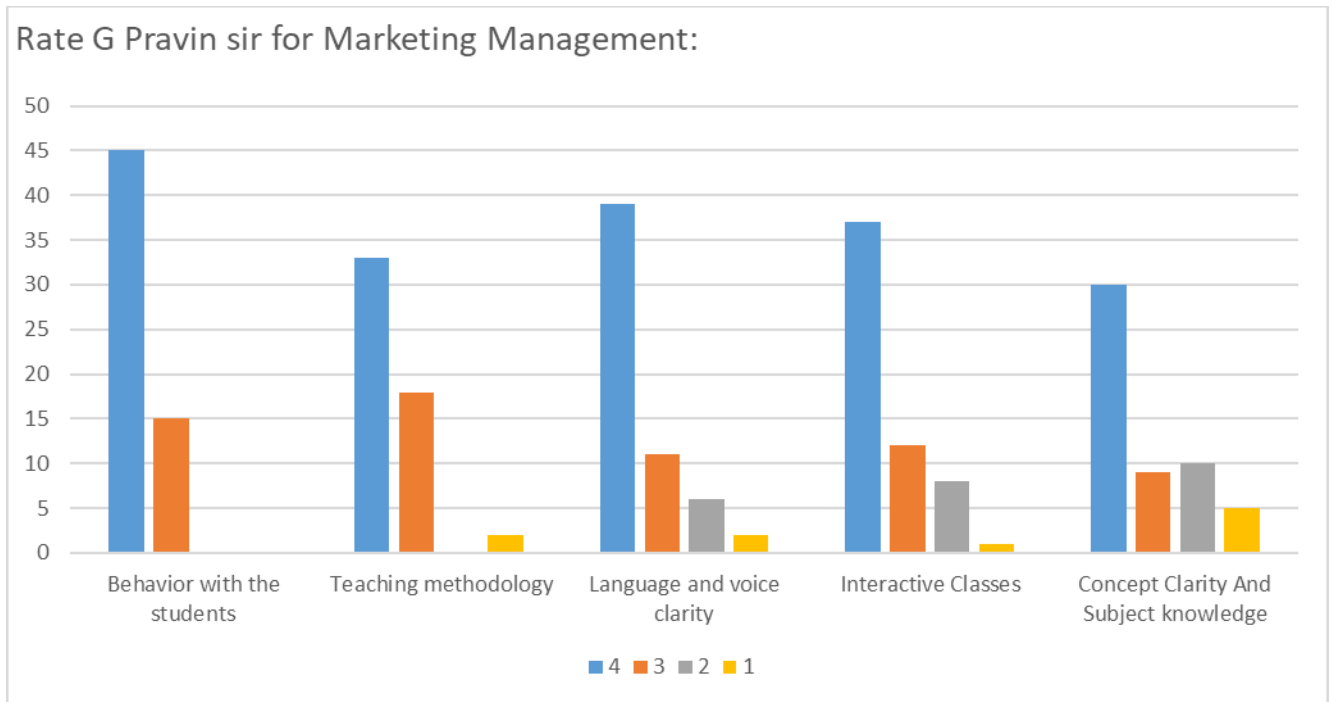
**Prof. Pawandeeep:** With overall rating of 3.69 Prof. Pawandeeep sir was well received by the students. Pawandeeep sir was rated **good** by the student community.



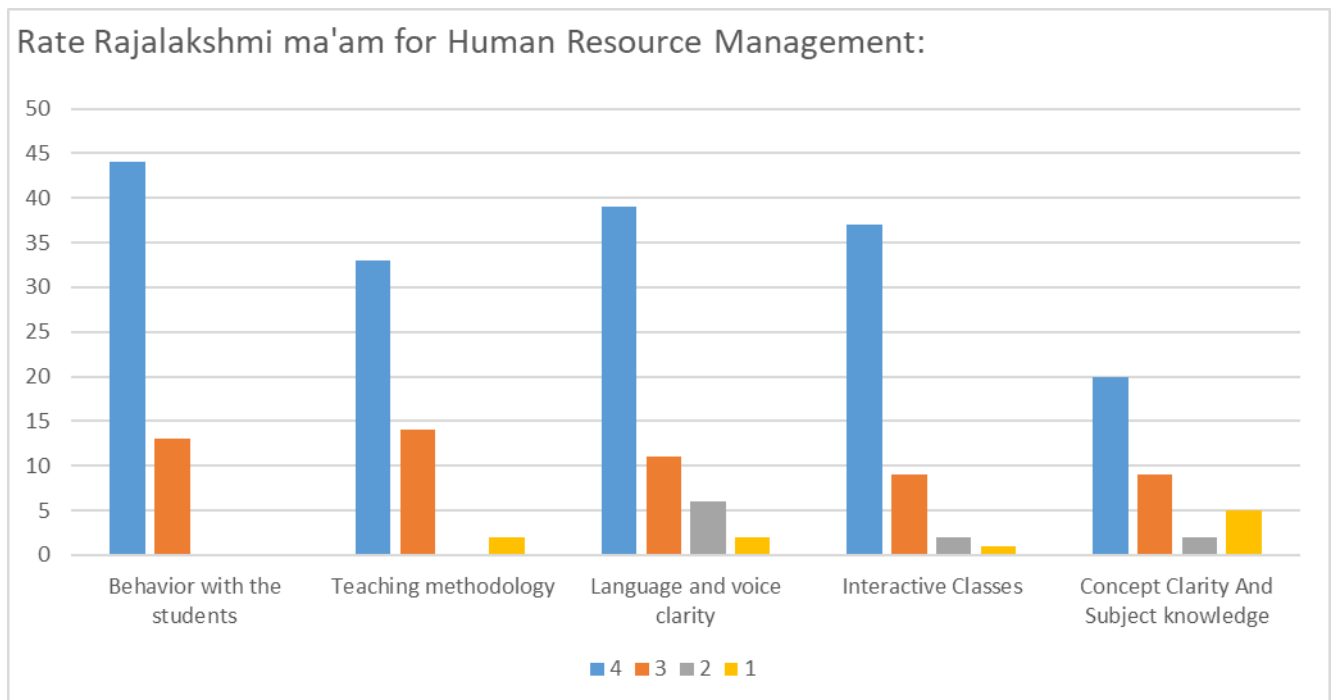
**Prof. Ankit:** With overall rating of 3.5 Prof. Ankit sir was well received by the students. Ankit sir was rated **good** by the student community.



**Prof. G. Pravin:** With overall rating of 3.5 Prof. Pravin sir was well received by the students. Pravin sir was rated **good** by the student community.



**Prof. Rajalakshmi:** With overall rating of 3.55 Prof. Rajalakshmi ma'am was well received by the students. Rajalakshmi ma'am was rated **good** by the student community.



**5. Findings:**

As PIBM focuses on students' overall growth and developing their competencies so that they can perform well in the professional world. To ensure the same, PIBM follows a rigorous recruitment process and faculty finalization for the subjects, but students' feedbacks help faculty and the institute to understand points of improvement in terms of different aspects of teaching and training.

As the Mid Sem Feedback helps to understand students' requirements of Remedial sessions and all other requirements to understand the subject better, Mid Sem feedback is required. The overall average rating is 3.29 out of 4 which is good and provides us the clarity that the respected faculty taught them well in the class.

